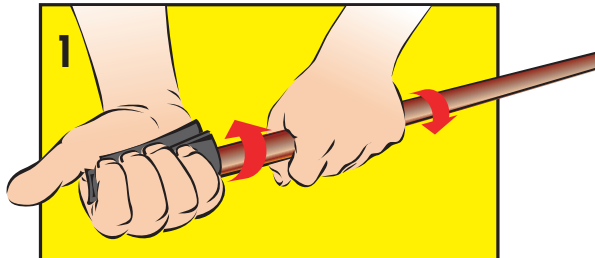


Instruction for UNIPAK soldering kit

Instruktion for use:

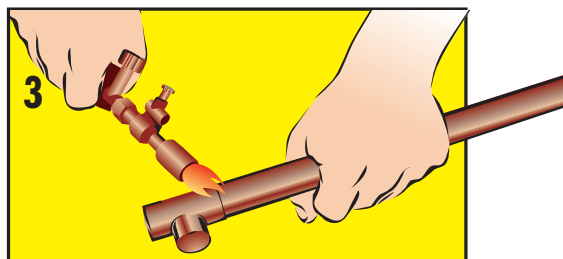
1. Clean all surfaces you need to solder with the cleaning pad enclosed.



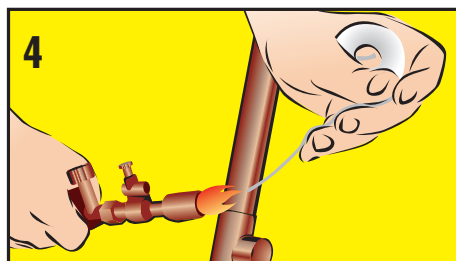
2. Add flux from the enclosed bottle.



3. Heat the soldering spot immediately after adding the flux. The soldering spot should be heated to appropriate temperature for the material.



4. Add exact the amount of soldering tin that the plumb line joins all way round. When soldering fittings you have to make sure that "enough" soldering tin is "sucked" in between the fitting and the tube.



5. Let the soldering spot cool off and wipe the surplus flux with a moist cloth. Remember to flush the unit before taken into use.

